

JK LIGHTING SYSTEMS

NEW FLUORESCENT LIGHTING FIXTURES AND CONVERSIONS



P.O BOX 8867
STOCKTON, CA 95208
(209) 464-7539



1707 EL PINAL
STOCKTON, CA 95205
FAX (209) 464-8656



JKBMF T5HO SERIES

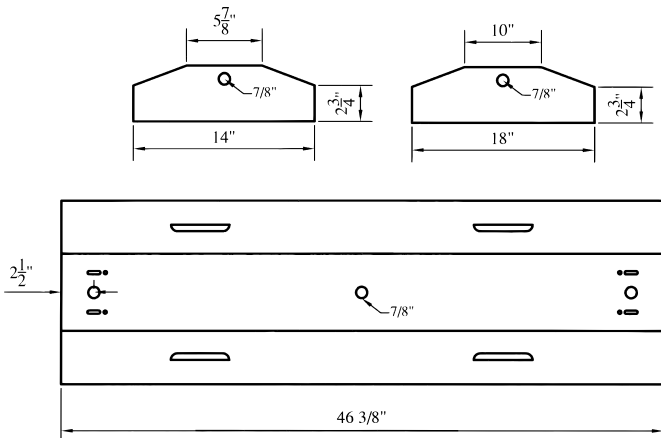
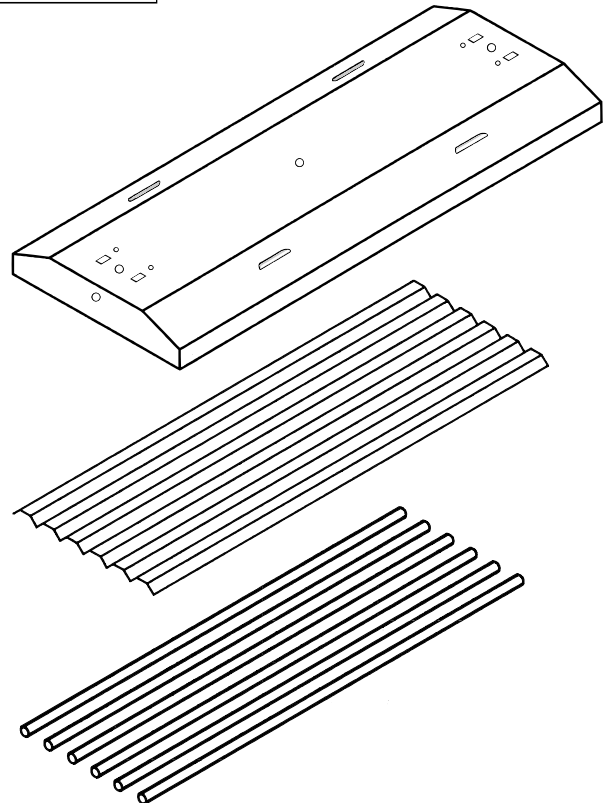
JKBMF is the ideal fixture for commercial, industrial and educational applications. Below are just a few JKBMF features.

- ☆ No strike time.
- ☆ Approx. 93% lumen maintenance.
- ☆ 85% CRI.
- ☆ Remarkable energy savings.
- ☆ Dimmable.
- ☆ Sensor friendly.
- ☆ Fixture mounting, pendant, hook, chain or surface.
- ☆ Lamp rated up to 36,000 hours.
- ☆ Up to 65k.
- ☆ Proper fixture and reflector venting for maximum efficiency and lamp life.

Catalog #	# Lamps	Lamp Watts
JKBMF 14 254 46	2	54
JKBMF 14 354 46	3	54
JKBMF-14-454-46	4	54
JKBMF-18-354-46	3	54
JKBMF-18-454-46	4	54
JKBMF-18-554-46	5	54
JKBMF-18-654-46	6	54

REFLECTOR OPTIONS

OPT = Optibrite 95
AMW = Amwhite 90 +



PHOTOMETRIC FILENAME : 7023B.IES



DESCRIPTION

IESNA:LM-63-1995
 [TEST] 702-3B
 [MANUFAC] JK LIGHTING
 [LUMCAT] JK-BMF-454-T5-HO
 [LUMINAIRE] 46.5" X 18" X 7" DEEP CEILING MOUNTED LUMINAIRE
 [MORE] SPECULAR SEGMENTED REFLECTOR. TOTAL WATTAGE = 216
 [LAMP CAT] T5HO
 [LAMPLUM] 5000

PHI 714-771-1312 FAX 714-639-9226


e-mail Irlinc@earthlink.net

INDOOR REPORT CHARACTERISTICS

Total Rated Lamp Lumens	20000
Total Luminaire Efficiency	93.2 %
CIE Type	Direct
Spacing Criteria (0-180 Degree)	1.2
Spacing Criteria (90-270 Degree)	1.6
Basic Luminous Shape	RECTANGULAR
Luminous Width (90-270 Degree)	1.5 Feet
Luminous Length (0-180 Degree)	3.83 Feet
Luminous Height	0 Feet

LUMINANCE DATA (cd/m²)

Angle in Degrees	Average 0-Deg	Average 45-Deg	Average 90-Deg
45	9726	15044	12799
55	8945	12042	9693
65	7636	8176	3703
75	5620	1931	318
85	1740	515	172



The attached report is based on a photometric test by Lighting Research Lab of the luminaire furnished by the client. Unless otherwise stated, all tests are performed in accordance with IES or other applicable standard procedures; are accurate within standard photometric tolerances; and are based on rated performance conditions. LRL assumes no responsibility for applicability of this data to field conditions or to any sample of the luminaire other than the unit tested.